Bar charts: scale in 2s

Years 2 and 3. Each line on the scale is worth 2, so a bar that stops halfway between two lines is an odd number. In Part B, draw the bars yourself.

Name: _____ Date: _____

Part A. Pets owned by children in Class 3

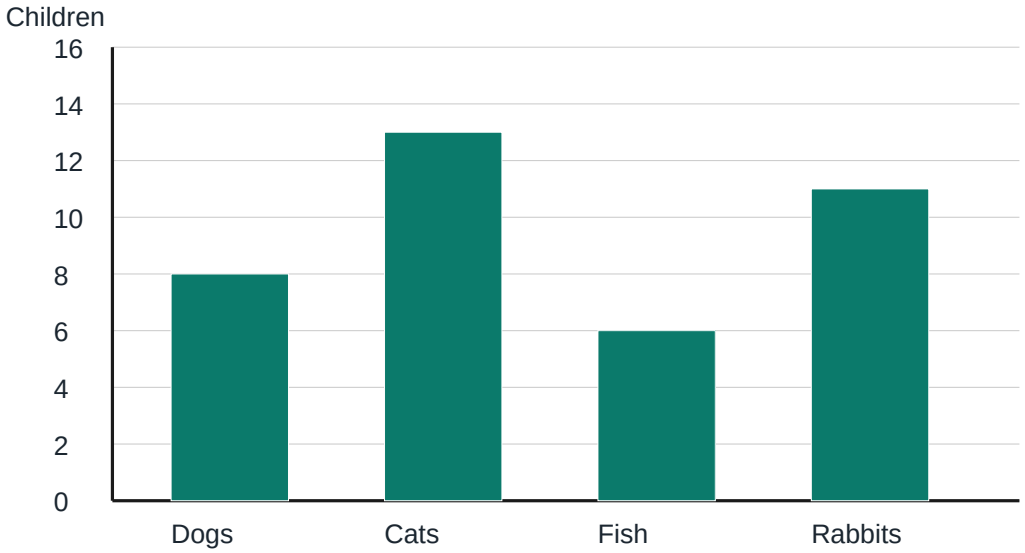

1. How many children have cats? _____

2. How many children have rabbits? _____

3. How many more children have dogs than fish? _____

4. How many children are there altogether? _____

Part B. Draw the bars: Red 10, Blue 7, Green 14, Yellow 5.

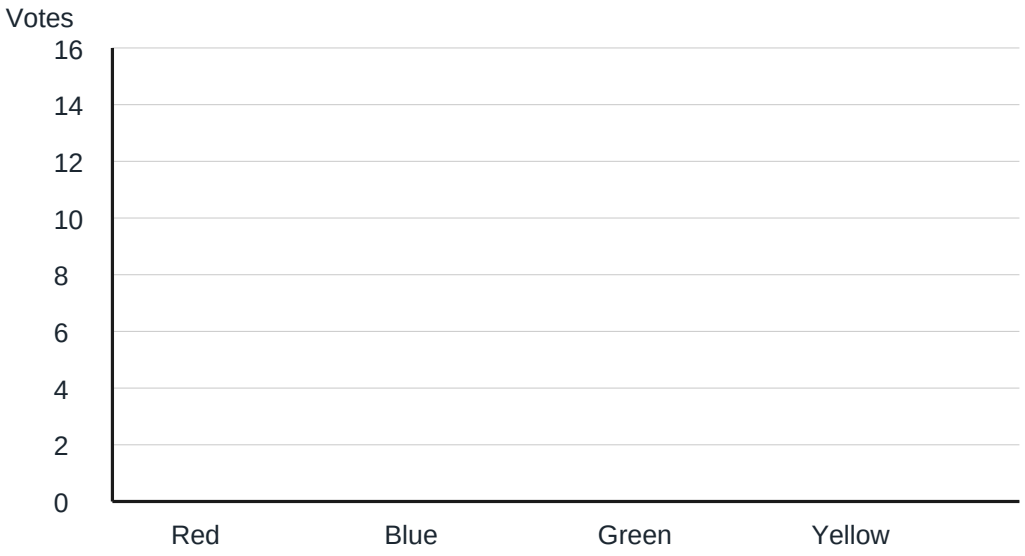

Answer key: Bar charts scale of 2

Part A answers, and the four bars drawn at the right heights in Part B.

Part A. Pets owned by children in Class 3

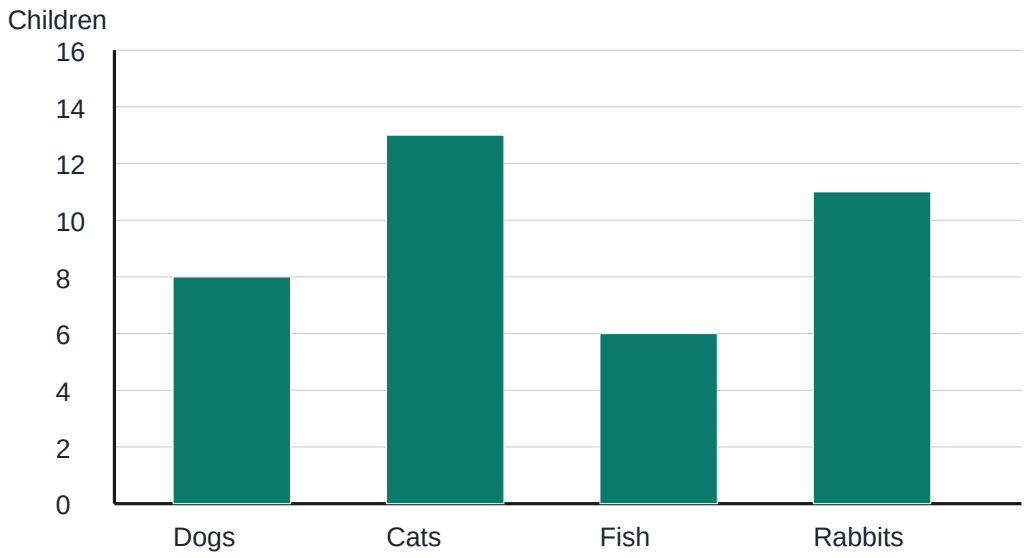

1. How many children have cats? **13**

2. How many children have rabbits? **11**

3. How many more children have dogs than fish? **2**

4. How many children are there altogether? **38**

Part B. Draw the bars: Red 10, Blue 7, Green 14, Yellow 5.

