Pie charts worksheet

Year 6. A whole pie chart is 360°. Work out what fraction of 360° each sector is, then find that fraction of the total. In Part B, work out the angles.

Name: _____ Date: _____

Part A. Favourite fruit of 60 children

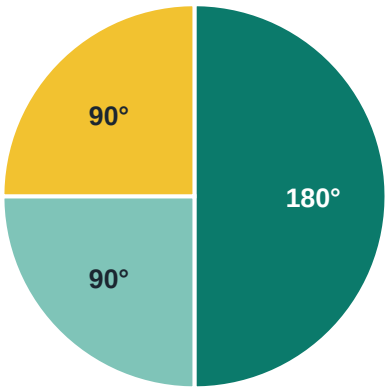

- Apples
- Bananas
- Grapes

How many children chose apples? _____

How many chose bananas? _____

What fraction chose grapes? _____

How 120 people travel to work

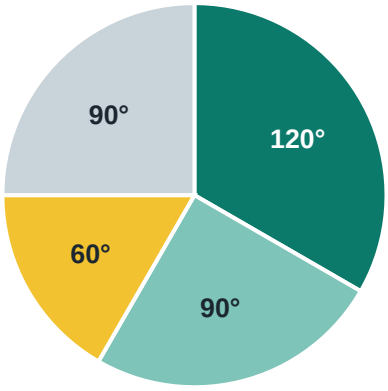

- Car
- Walk
- Bus
- Bike

How many people walk? _____

How many take the bus? _____

How many more drive than take the bus? _____

Part B. 36 pupils chose a sport. Work out the angle for each sector, then draw the pie chart.

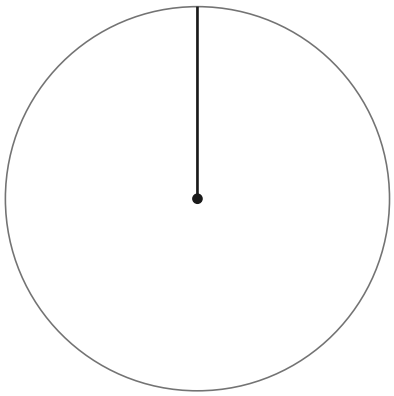

Football: 18 pupils. Angle = _____

Netball: 9 pupils. Angle = _____

Swimming: 6 pupils. Angle = _____

Tennis: 3 pupils. Angle = _____

Answer key: Pie charts

Part A answers and the finished pie chart for Part B: 360° ÷ 36 = 10° for each pupil.

Part A. Favourite fruit of 60 children

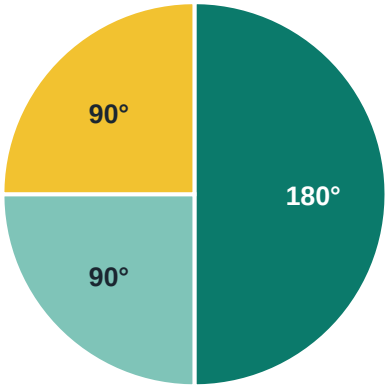

Apples
Bananas
Grapes

How many children chose apples?	**30**
How many chose bananas?	**15**
What fraction chose grapes?	**1/4**

How 120 people travel to work

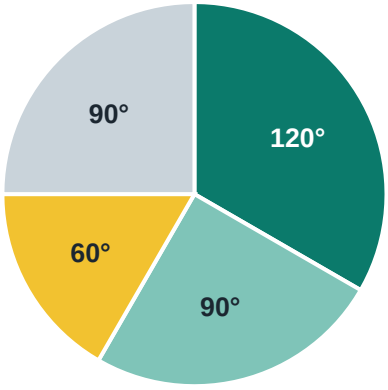

Car
Walk
Bus
Bike

How many people walk?	**30**
How many take the bus?	**20**
How many more drive than take the bus?	**20**

Part B. 36 pupils chose a sport. Work out the angle for each sector, then draw the pie chart.

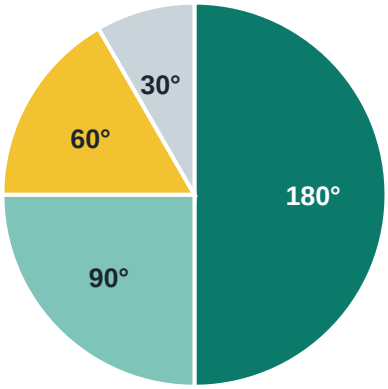

Football: 18 pupils. Angle =	**180°**
Netball: 9 pupils. Angle =	**90°**
Swimming: 6 pupils. Angle =	**60°**
Tennis: 3 pupils. Angle =	**30°**